






Happy Mother's Day!





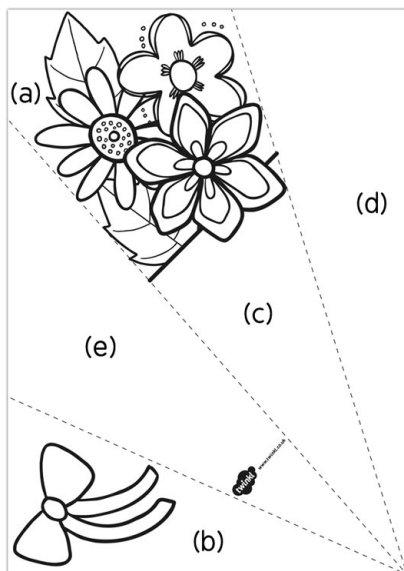


www.twinkl.co.uk

Mother's Day Paper Flower Bouquet


Instructions

1.




Colour in the flowers and the bow section labelled (a) and (b). You don't need to colour section (c).

2.




Fold back section d along the dotted line.

3.



Fold Section (e) behind section (c) so that you can see the back of section (b) on the right hand side.


4.



Finally fold section (b) over so that the bow is at the front of the bouquet.

All About My Mum

This is what my mum looks like:



My mum's favourite colour is...

My mum laughs when...

My mum is great at...

My mum's name is...


I love my mum because...

My mum is _____ years old.



Mother's Day Vouchers

Design vouchers that you can give your mum for Mother's Day. She will be able to give them back to you to trade them in for what is written on the voucher. Cut them out and staple them together to make the perfect gift for Mother's Day!



Happy Mother's Day!



This voucher entitles you to _____

Must be redeemed by _____

Signed _____

[twinkl.com](https://www.twinkl.com)



Happy Mother's Day!



This voucher entitles you to _____

Must be redeemed by _____

Signed _____

[twinkl.com](https://www.twinkl.com)



Happy Mother's Day!



This voucher entitles you to _____

Must be redeemed by _____

Signed _____

twinkl.com



Happy Mother's Day!



This voucher entitles you to _____

Must be redeemed by _____

Signed _____

twinkl.com



Happy Mother's Day!



This voucher entitles you to _____

Must be redeemed by _____

Signed _____

twinkl.com



Happy Mother's Day!



This voucher entitles you to _____

Must be redeemed by _____

Signed _____

twinkl.com